




ST2

 Product Group	 Article Number	 Product Weight
Product	ST2	0.30 kg
 Issuer of document	 Date issued	 Contact
Calectro AB	16/03/2026	development@calectro.se
Declared Unit	pc	

Description

Sampling tube 0.6 meter for Uniguard, UG-5 and UG-7 models. This life cycle assessment has been conducted at product level.

Disclaimer

The carbon footprint (CPF) results presented in this report are inspired by the ISO 14067 standard. This is a self-declaration according to ISO 14021 and has not been third-party verified.

Product Origin Information



Production Phase Impact

The production stage includes the climate impact from raw material extraction, transport and manufacturing of product and its packaging up to the factory gate

Total climate impact from product and packaging production at the gate

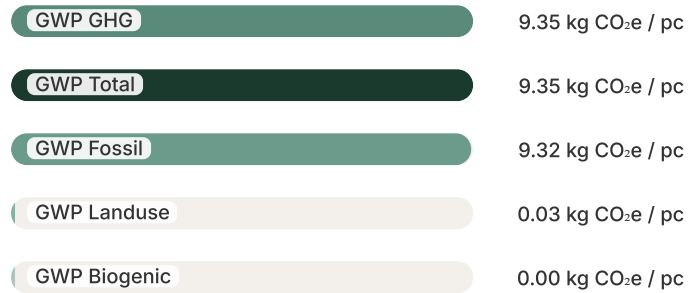
GWP TOTAL -30.78 kg CO₂e / pc

Product and packaging production: The total climate impact is a summation of the global warming potential separately declared below. E.g. it includes the GWP of burning fossil fuel, the encapsulation of carbon dioxide in biomass and the use of land.

GWP GHG 18.18 kg CO₂e / pc

Product and packaging production: This indicator accounts for all greenhouse gases except biogenic carbon dioxide uptake and emissions and biogenic carbon stored in the product. As such, the indicator is identical to GWP-total except that the CF for biogenic CO₂ is set to zero. This allows for comparison of results between comparable products in different EPDs without having to consider the biogenic content in product and packaging.

Global Warming Potential, Product



BIOGENIC CARBON CONTENT IN PRODUCT

0.00 kg C / pc

Biogenic carbon is the carbon that is stored in biological materials, such as plants, trees or soil. This carbon is encapsulated in the material until it is released during the end-of-life stage of a product or packaging. 1 kg biogenic carbon in the material is equal to 44/12 kg of CO₂ uptake.



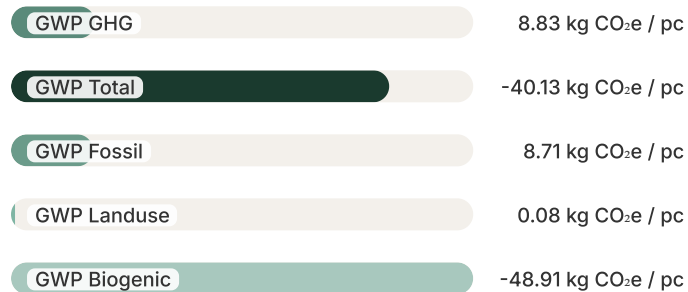
RECYCLED CONTENT IN PRODUCT

This graph shows the mass percentage of post consumer recycled content used in the product



Post consumer recycled content 0.00 %

Global Warming Potential, Packaging



BIOGENIC CARBON CONTENT IN PACKAGING

13.35 kg C / pc

Biogenic carbon is the carbon that is stored in biological materials, such as plants, trees or soil. This carbon is encapsulated in the material until it is released during the end-of-life stage of a product or packaging. 1 kg biogenic carbon in the material is equal to 44/12 kg of CO₂ uptake.



RECYCLED CONTENT IN PACKAGING

This graph shows the mass percentage of post consumer recycled content used in the packaging



Post consumer recycled content 0.00 %

End of Life

End-of-Life (C1-C4) is a future-oriented simulation, approximating environmental impacts based on material composition and design for reuse/recyclability. It represents the best current estimate of what will happen when the product reaches its end of life.

Total climate impact from product and packaging at installation and end of life


GWP TOTAL 50.30 kg CO₂e / pc

GWP GHG 1.35 kg CO₂e / pc

Product and packaging disposal: The total climate impact is a summation of the global warming potential separately declared below. E.g. it includes the GWP of burning fossil fuel, the release of carbon dioxide from biomass and the use of land.

Product and packaging disposal: This indicator accounts for all greenhouse gases except biogenic carbon dioxide uptake and emissions and biogenic carbon stored in the product. As such, the indicator is identical to GWP-total except that the CF for biogenic CO₂ is set to zero. This allows for comparison of results between comparable products in different EPDs without having to consider the biogenic content in product and packaging.

Global Warming Potential, Product

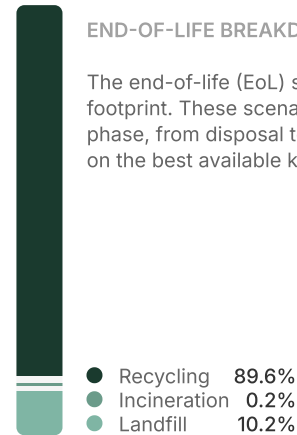


Global Warming Potential, Packaging



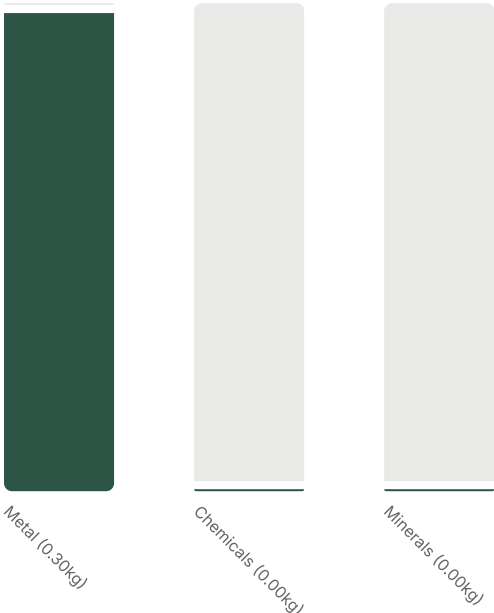
END-OF-LIFE BREAKDOWN

The end-of-life (EoL) scenarios a product faces significantly influence its overall environmental footprint. These scenarios account for all environmental consequences after a product's active use phase, from disposal to potential recycling or reuse. In this report, the EoL assumptions are based on the best available knowledge and are detailed in the diagram below.



Materials

Mass of each ingoing material in the product, split by recycled and virgin content. Total weight of product 0.30 kg.



Materials Info

Material weights are calculated based on the product composition. The "Other" category represents the combined weight of materials that constitute less than the top 10 materials by weight.